


Spring 1: Knowledge Organiser

WINTER

JACK FROST



Winter Wonderland

Key Questions?



As a Scientist:

What is winter? Can I say the names of the seasons? Can I put the seasons in the correct order?
Can I describe some of the things that happen in each season? Can I spot signs of winter?
What is the weather like in winter? What clothes do I wear in winter? Can I care for wildlife in winter? Can I identify parts of a tree? Can I explain how to keep a tree alive during winter? Can I explain hibernation?

As a Geographer:

Where do we live? What town do we live in? Where is our school? What is it like here in winter?
What road do we live on? Can I explain what animals do in winter?

As an Artist and a Designer

Can I make a drink to keep me warm? Can I sketch? Can I paint on ice? Can I describe a winter scene?

Key Vocabulary:

- Identify
- Glistening snow
- Icicle
- Delicate
- Snowflake
- Hibernate/hibernation
- Deciduous Evergreen
- Season
- Shelter
- Sparkling frost

Muscles and Movement



Through dance and Gymnastics:

- Move in different ways - walk, stride, bounce and hop.
- Change their way of moving and show an awareness
- Show an awareness of high and low movements
- Quick and slow movements
- Share space and apparatus safely.
- Making simple shapes with our bodies

Through daily provision:

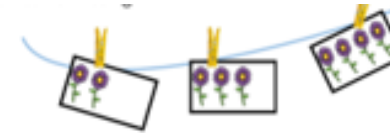
- We will be adventurous and confident in physical play
- We will sit at a table to write with accurate posture
- We will hold a pencil in a tripod grip
- We will use scissors with developing accuracy

Mastering Mathematics



We follow the white rose scheme for maths, incorporating numicon and number blocks to support our maths learning

- We will start by unpacking the numbers 4 and 5 - how they are represented and composed! We will find one more and one less and learn to record these as pictures and number sentences.




- We will look at the passing of time through night and day - ordering key events
- We will look at ZERO and its place in the number system
- We will learn about mass and capacity digging deeper to reason and problem solve.
- We will represent, compare and look at composition of 6,7 and 8.

Mark Making and Meaning



- We will read all single and double Set 1 sounds with speed
- We will read and spell within 1.6-1.7 (4 and 5 sound words)
- We will read 3 and 4 sound nonsense words with Fred Talk
- We will read aloud phrases and books consistent with our phonic knowledge
- We will begin to use full stops and capital letters.
- We will use some red words in our writing.
- We will use accurate letter formation and hold our pencils properly
- We will leave finger spaces between words
- We will write left to right.
- We will write for pleasure and purpose in our play - writing labels and captions to give meaning



Managing Me and My Friends

- We will develop our communication...
- We will talk to friends and adults with more sustained turn taking. We will participate in 1:1 discussions
- We will listen to our adults model use of conjunctions and begin to use them ourselves
- We will be confident to try new activities
- We will become more used to making mistakes
- We will manage our reactions to disappointment
- We will speak in full sentences
- We will use new vocabulary in our play and in our learning.

Water Play

Beaker	Drain
Funnel	Measure
Droplet	Trickly
Pour	Slippery
Scrub	Shallow
Strain	Sink / float
Stir	Transfer
Spray	Fill

Sand Play

Spade	Fill
Mould	Push
Build	Sprinkle
Sieve	Full
Pour	Empty
Scoop	

Construction

Build	Design
Sort	Construct
Group	Measure
Join	Connect
Slot	Evaluate
Plan	Improve
Slot	Collaborate
Balance	

Music

Play	Volume
Listen	Pitch
Perform	Rhythm
Shake	Compose
Scrape	Improvise
Clap	Beat

*Intentional
language in our
Play and our
Classroom*

Small World

Act	Talk
Pretend	Narrate
Imagine	Perform
Create	Group
Imitate	Sort
Represent	Experiences
Props	Story Language
Setting	

Role Play & Performance

Act	Perform
Pretend	Performance
Imagine	Conversation
Props	Actors
Creative	Audience
Drama	Story Language

Malleable

Roll	Thread
Pinch	Texture
Twist	Sculpt
Squeeze	
Stretch	
Cut	

Creative

Join	Shade
Print	Blend
Press	Outline
Squirt	Combine
Texture	Technique
Sketch	Stick